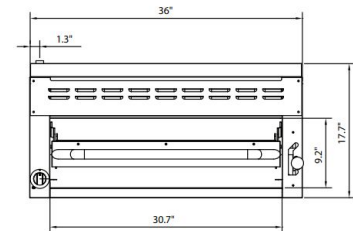
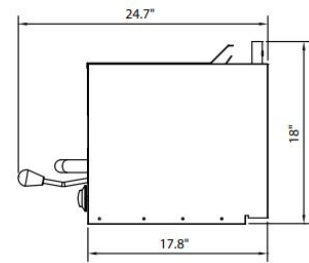
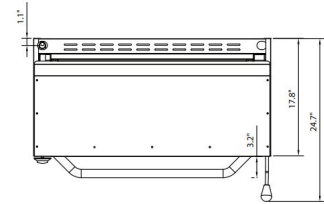


CP-SM Series CP-SM36

Commercial Salamander Broiler



Temperature Range

BTUs

Dimensions - HxWxD mm / in

300°F - 1000°F

35,000

457 / 18"
914 / 36"
627 / 24 ¾"

- Stainless Steel front and Sides
- 35,000 BTU Infra-red burner
- Manual gas control from 300°F to 1000°F
- Standing pilot ignition system
- Full width broiler pan
- 3/4" rear gas connection with regulator
- 3 Position Adjustable spring balanced rack
- Ball grip handle on adjustable rack for ease and comfort
- LP gas conversion kit included
- Ready to mount over any Core Pro 36 or 60 inch range
- 4" adjustable height, non-skid SS Legs included for countertop operation
- 1 year parts & labor warranty
- CP-SBWMT for direct wall mounting under exhaust hood (option - accessory)