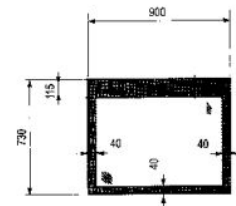
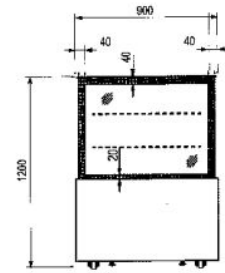
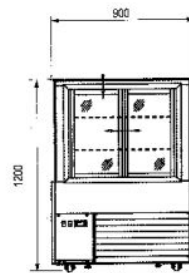


KBDC Series - Display Cases

KBDC-36-2-SS



CD900-2



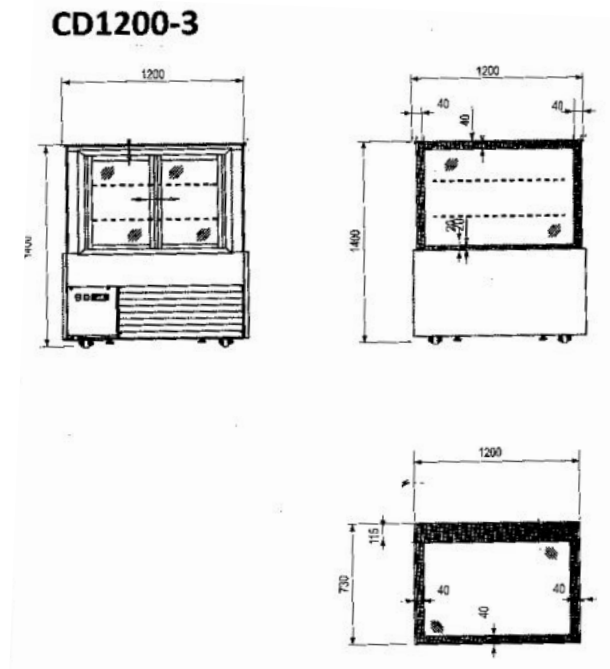
Doors	Shelves	Dimensions - LxWxD mm / in	Capacity	HP	AMPS	Voltage	Plug Type
2	2	1200 / 47 1/4" 900 / 35 3/8" 730 / 28 3/4"	11.3ft	1/3+	6.9	115/60/1	NEMA 5-15P

- Refrigeration system keeps food at safe temperatures between 2°C to 6°C
- Low-velocity fan cooling system to prevent food dehydration
- Self-evaporation water tray
- Rear glass doors for easy access
- 2 glass shelves with chrome-plated frames
- LED interior lighting on each level
- Has four integrated caster wheels
- Eco-friendly & efficient Hydro-Carbon R290 refrigerant



KBDC Series - Display Cases

KBDC-48-2-SS



Doors	Shelves	Dimensions - LxWxD mm / in	Capacity	HP	AMPS	Voltage	Plug Type
2	2	1200 / 47 1/4" 1200 / 47 1/4" 730 / 28 3/4"	14ft	1/3+	7.2	115/60/1	NEMA 5-15P

- Refrigeration system keeps food at safe temperatures between 2°C to 6°C
- Low-velocity fan cooling system to prevent food dehydration
- Self-evaporation water tray
- Rear glass doors for easy access
- 2 glass shelves with chrome-plated frames
- LED interior lighting on each level
- Has four integrated caster wheels
- Eco-friendly & efficient Hydro-Carbon R290 refrigerant

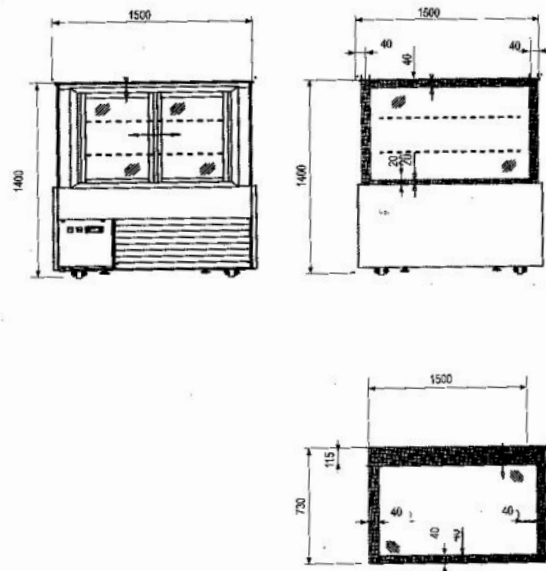


KBDC Series - Display Cases

KBDC-60-2-SS



CD1500-3



Doors	Shelves	Dimensions - LxWxD mm / in	Capacity	HP	AMPS	Voltage	Plug Type
2	2	1200 / 47 1/4" 1500 / 59 1/8" 730 / 28 3/4"	17.7ft	1/2+	8.1	115/60/1	NEMA 5-15P

- Refrigeration system keeps food at safe temperatures between 2°C to 6°C
- Low-velocity fan cooling system to prevent food dehydration
- Self-evaporation water tray
- Rear glass doors for easy access
- 2 glass shelves with chrome-plated frames
- LED interior lighting on each level
- Has four integrated caster wheels
- Eco-friendly & efficient Hydro-Carbon R290 refrigerant

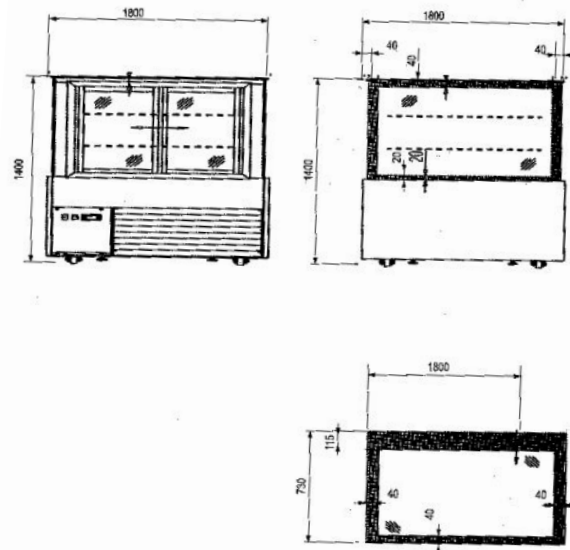


KBDC Series - Display Cases

KBDC-72-2-SS



CD1800-3



Doors	Shelves	Dimensions - LxWxD mm / in	Capacity	HP	AMPS	Voltage	Plug Type
2	2	1200 / 47 1/4" 1800 / 70 7/8" 730 / 28 3/4"	21.2ft	1/2+	8.3	115/60/1	NEMA 5-15P

- Refrigeration system keeps food at safe temperatures between 2°C to 6°C
- Low-velocity fan cooling system to prevent food dehydration
- Self-evaporation water tray
- Rear glass doors for easy access
- 2 glass shelves with chrome-plated frames
- LED interior lighting on each level
- Has four integrated caster wheels
- Eco-friendly & efficient Hydro-Carbon R290 refrigerant

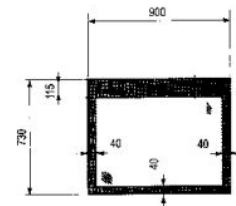
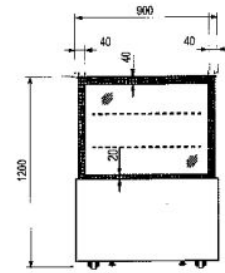
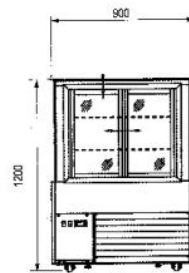


KBDC Series - Display Cases

KBDC-36-SS



CD900-2



Doors	Shelves	Dimensions - LxWxD mm / in	Capacity	HP	AMPS	Voltage	Plug Type
2	3	1400 / 55 1/8" 900 / 35 3/8" 730 / 28 3/4"	12.7ft	1/3+	7.3	115/60/1	NEMA 5-15P

- Refrigeration system keeps food at safe temperatures between 2°C to 6°C
- Low-velocity fan cooling system to prevent food dehydration
- Self-evaporation water tray
- Rear glass doors for easy access
- 2 glass shelves with chrome-plated frames
- LED interior lighting on each level
- Has four integrated caster wheels
- Eco-friendly & efficient Hydro-Carbon R290 refrigerant

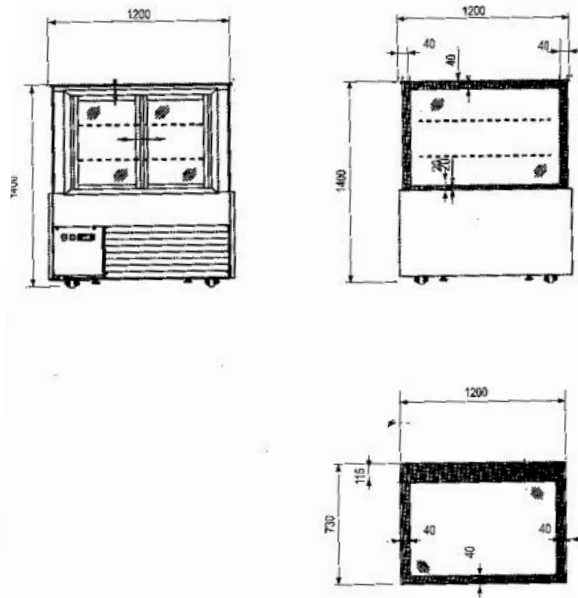


KBDC Series - Display Cases

KBDC-48-SS



CD1200-3



Doors	Shelves	Dimensions - LxWxD mm / in	Capacity	HP	AMPS	Voltage	Plug Type
2	3	1400 / 55 1/8" 1200 / 47 1/4" 730 / 28 3/4"	19.4ft	1/3+	7.3	115/60/1	NEMA 5-15P

- Refrigeration system keeps food at safe temperatures between 2°C to 6°C
- Low-velocity fan cooling system to prevent food dehydration
- Self-evaporation water tray
- Rear glass doors for easy access
- 2 glass shelves with chrome-plated frames
- LED interior lighting on each level
- Has four integrated caster wheels
- Eco-friendly & efficient Hydro-Carbon R290 refrigerant

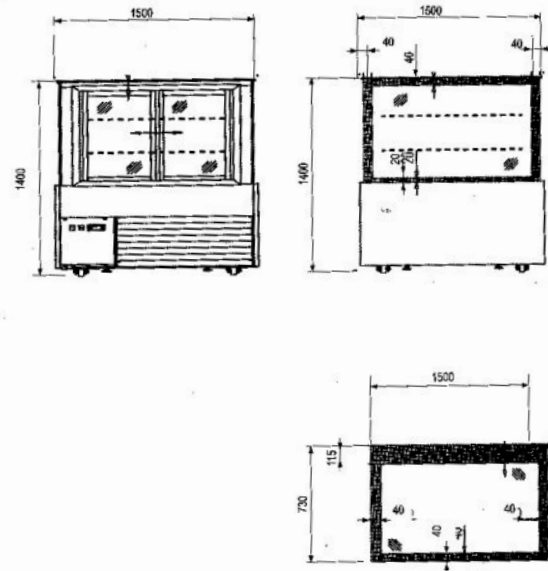


KBDC Series - Display Cases

KBDC-60-SS



CD1500-3



Doors	Shelves	Dimensions - LxWxD mm / in	Capacity	HP	AMPS	Voltage	Plug Type
2	3	1400 / 55 1/8" 1500 / 59 1/8" 730 / 28 3/4"	25ft	1/2+	8.3	115/60/1	NEMA 5-15P

- Refrigeration system keeps food at safe temperatures between 2°C to 6°C
- Low-velocity fan cooling system to prevent food dehydration
- Self-evaporation water tray
- Rear glass doors for easy access
- 2 glass shelves with chrome-plated frames
- LED interior lighting on each level
- Has four integrated caster wheels
- Eco-friendly & efficient Hydro-Carbon R290 refrigerant

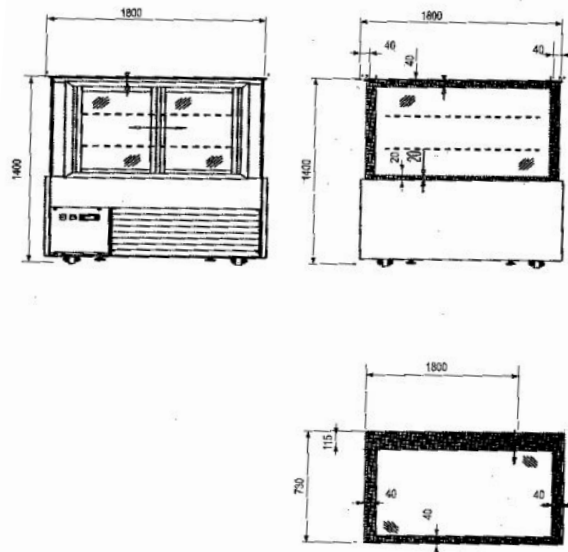


KBDC Series - Display Cases

KBDC-72-SS



CD1800-3



Doors	Shelves	Dimensions - LxWxD mm / in	Capacity	HP	AMPS	Voltage	Plug Type
2	3	1400 / 55 1/8" 1800 / 70 7/8" 730 / 28 3/4"	30ft	1/2+	8.5	115/60/1	NEMA 5-15P

- Refrigeration system keeps food at safe temperatures between 2°C to 6°C
- Low-velocity fan cooling system to prevent food dehydration
- Self-evaporation water tray
- Rear glass doors for easy access
- 2 glass shelves with chrome-plated frames
- LED interior lighting on each level
- Has four integrated caster wheels
- Eco-friendly & efficient Hydro-Carbon R290 refrigerant

